

**I (a) Statement showing Shareholding Pattern**

**Name of the Company : SHREE AJIT PULP AND PAPER LIMITED**


**Scrip Code : 590058**

**Class of Security :**

**Quarter ended : 30.06.2014**


<b>Partly Paid-up shares</b>	<b>No. of Partly Paid-up shares</b>	<b>As a % of total no. of partly paid-up shares</b>	<b>As a % of total no. of shares of the Company</b>
Held by promoter / promoter group	0	0.00	0.00
Held by public	0	0.00	0.00
<b>Total</b>	<b>0</b>	<b>0.00</b>	<b>0.00</b>
<b>Outstanding convertible securities</b>	<b>No. of outstanding securities</b>	<b>As a % of total no. of outstanding convertible securities</b>	<b>As a % of total no. of shares of the Company, assuming full conversion of the convertible securities</b>
Held by promoter / promoter group	0	0	0
Held by public	0	0	0
<b>Total</b>	<b>0</b>	<b>0</b>	<b>0</b>
<b>Warrants</b>	<b>No. of warrants</b>	<b>As a % of total no. of warrants</b>	<b>As a % of total no. of shares of the Company, assuming full conversion of warrants</b>
Held by promoter / promoter group	0	0	0
Held by public	0	0	0
<b>Total</b>	<b>0</b>	<b>0</b>	<b>0</b>
<b>Total paid-up capital of the company, assuming full conversion of warrants and convertible securities</b>			

5356700




## Statement Showing Shareholding Pattern

Name of the Company :		SHREE AJIT PULP AND PAPER LIMITED						
Scrip Code :		590058		Quarter Ended : 30-06-2014				
Category code (I)	Category of Shareholder (II)	Number of Shareholders (III)	Total number of shares (IV)	Number of shares held in dematerialized form (V)	Total shareholding as a percentage of total number of		Shares Pledge or otherwise encumbered	
					As a percentage of (A+B) <sup>1</sup> (VI)	As a percentage of (A+B+C) (VII)	Number of Shares (VIII)	As a percentage (IX)=(VIII)/(IV)*100
<b>(A)</b>	<b>Shareholding of Promoter and Promoter Group<sup>1</sup></b>							
<b>1</b>	<b>Indian</b>							
(a)	Individuals/ Hindu Undivided Family	13	2904290	2904290	54.22	54.22	673750	23.20
(b)	Central Government/ State Government(s)				0.00	0.00	0	0
(c)	Bodies Corporate				0.00	0.00	0	0
(d)	Financial Institutions/ Banks				0.00	0.00	0	0
(e)	Any Others(Specify)				0.00	0.00	0	
	<b>Sub Total(A)(1)</b>	<b>13</b>	<b>2904290</b>	<b>2904290</b>	<b>54.22</b>	<b>54.22</b>	<b>673750</b>	<b>23.20</b>
	<b>Foreign</b>							
(a)	Individuals (Non-Residents Individuals/ Foreign Individuals)				0.00	0.00	0	0
(b)	Bodies Corporate				0.00	0.00	0	0
(c)	Institutions				0.00	0.00	0	0
(d)	Qualified Foreign Investors				0.00	0.00	0	0
(e)	Any Others(Specify)				0.00	0.00	0	0
	<b>Sub Total(A)(2)</b>	<b>0</b>	<b>0</b>	<b>0</b>	<b>0.00</b>	<b>0.00</b>	<b>0</b>	<b>0.00</b>
	<b>Total Shareholding of Promoter and Promoter Group (A)= (A)(1)+(A)(2)</b>	<b>13</b>	<b>2904290</b>	<b>2904290</b>	<b>54.22</b>	<b>54.22</b>	<b>673750</b>	<b>23.20</b>
<b>(B)</b>	<b>Public shareholding</b>						NA	NA
<b>1</b>	<b>Institutions</b>						NA	NA
(a)	Mutual Funds/ UTI				0	0.00		
(b)	Financial Institutions / Banks				0	0.00		
(c)	Central Government/ State Government(s)				0	0.00		
(d)	Venture Capital Funds				0	0.00		
(e)	Insurance Companies				0	0.00		




(f)	Foreign Institutional Investors				0	0.00		
(g)	Foreign Bank				0	0.00		
(h)	Foreign Venture Capital Investors				0	0.00		
(i)	Any Other (specify)				0	0.00		
	<b>Sub-Total (B)(1)</b>	<b>0</b>	<b>0</b>	<b>0</b>	<b>0</b>	<b>0.00</b>		
<b>B 2</b>	<b>Non-institutions</b>						NA	NA
(a)	Bodies Corporate	28	16071	16071	0.30	0.30		
(b)	Individuals							
I	Individuals -i. Individual shareholders holding nominal share capital up to Rs 1 lakh	1212	738369	326469	13.78	13.78		
II	ii. Individual shareholders holding nominal share capital in excess of Rs. 1 lakh.	23	1664362	1176102	31.07	31.07		
(c)	Qualified Foreign Investors							
(d)	Any Other (specify)							
(d-i)	NRI (Repatriate)	3	7506	4006	0.14	0.14		
(d-ii)	NRI (Non-Repatriate)	0	0	0	0.00	0.00		
(d-iii)	Foreign Companies	0	0	0	0.00	0.00		
(d-iv)	Clearing Member	20	26102	26102	0.49	0.49		
(d-v)	Directors/Relatives	0	0	0	0.00	0.00		
(d-vi)	Trusts	0	0	0	0.00	0.00		
	<b>Sub-Total (B)(2)</b>	<b>1286</b>	<b>2452410</b>	<b>1548750</b>	<b>45.78</b>	<b>45.78</b>		
<b>(B)</b>	<b>Total Public Shareholding (B)= (B)(1)+(B)(2)</b>	<b>1286</b>	<b>2452410</b>	<b>1548750</b>	<b>45.78</b>	<b>45.78</b>	NA	NA
	<b>TOTAL (A)+(B)</b>	<b>1299</b>	<b>5356700</b>	<b>4453040</b>	<b>100</b>	<b>100</b>		
<b>(C)</b>	Shares held by Custodians and against which Depository Receipts have been issued							
(a)	Promoter and Promoter Group	0	0	0				
(b)	Public	0	0	0				
	<b>Sub-total (C)= (C)(a)+(C)(b)</b>	<b>0</b>	<b>0</b>	<b>0</b>	<b>NA</b>	<b>0.00</b>	NA	NA
<b>○</b>	<b>GRAND TOTAL (A)+(B)+(C)</b>	<b>1299</b>	<b>5356700</b>	<b>4453040</b>	<b>NA</b>	<b>100</b>	<b>673750</b>	<b>12.58</b>



(I)(b) Statement showing Shareholding of persons belonging to the category  
“Promoter and Promoter Group”

No.	Name of the shareholder (II)	Total Shares held		Shares pledged or otherwise encumbered			Details of warrants		Details of convertible securities		Total shares (including underlying shares assuming full conversion of warrants and convertible securities) as a % of diluted share capital (XII)
		Number (III)	As a % of Grand Total (A)+(B)+(C) (IV)	Number (V)	As a percentage (VI)=(V)/(III)*100 (VII)	As a % of Grand Total (A)+(B)+(C) of sub-clause (I) (a) (VII)	Number of warrants held (VIII)	As a % total number of warrants of the same class (IX)	Number of convertible securities held (X)	As a % total number of convertible securities of the same class (XI)	
1	SURESHBHAI C SHAH	454000	8.48	0			0	0	0	0	8.48
2	GAUTAM DHANSUKHLAL SHAH	1064750	19.88	673750	63.28	12.58	0	0	0	0	19.88
3	BELA G SHAH	385540	7.20	0			0	0	0	0	7.20
4	JAYANTILAL M SHAH	435000	8.12	0			0	0	0	0	8.12
5	PIYUSH R SHAH	45000	0.84	0			0	0	0	0	0.84
6	PIYUSH R SHAH	45000	0.84	0			0	0	0	0	0.84
7	PIYUSH R SHAH	100000	1.87	0			0	0	0	0	1.87
8	JAYWANTIBEN J SHAH	17300	0.32	0			0	0	0	0	0.32
9	SUNITA S SHAH	184200	3.44	0			0	0	0	0	3.44
10	BELA PIYUSH SHAH	173500	3.24	0			0	0	0	0	3.24
							0	0	0	0	0.00
<b>TOTAL</b>		<b>2904290</b>	<b>54.22</b>	<b>673750</b>	<b>23.20</b>	<b>12.58</b>	<b>0.00</b>	<b>0.00</b>	<b>0.00</b>	<b>0.00</b>	<b>54.22</b>




**(I)(c) (i) Statement showing Shareholding of persons belonging to the category “Public” and holding more than 1% of the total number of shares**

Sr. No.	Name of the shareholder	Number of shares	Shares as a percentage of total number of shares {i.e., Grand Total (A)+(B)+(C) indicated in Statement at para (I)(a) above}	Details of warrants		Details of convertible securities		Total shares (including underlying shares assuming full conversion of warrants and convertible securities) as a % of diluted share capital
				Number of warrants held	As a % total number of warrants of the same class	Number of convertible securities held	% w.r.t total number of convertible securities of the same class	
1	BHARAT MAFATLAL SHAH	270900	5.06	0	0	0	0	5.06
2	VARUN SHAH	305300	5.70	0	0	0	0	5.70
3	MAHESH H SHAH	231475	4.32	0	0	0	0	4.32
4	SWETALBEN MAYUR SHAH	142965	2.67	0	0	0	0	2.67
5	VARUN SHAH	122400	2.28	0	0	0	0	2.28
6	DEVASHRI SHAH	121400	2.27	0	0	0	0	2.27
7	DIPIKA RAJENDRAKUMAR SHAH	100860	1.88	0	0	0	0	1.88
8	CHANDRA C SHAH	112100	2.09	0	0	0	0	2.09
<b>TOTAL</b>		<b>1407400</b>	<b>26.27</b>	<b>0.00</b>	<b>0.00</b>	<b>0.00</b>	<b>0.00</b>	<b>26.27</b>


**(I)(c)(ii) Statement showing holding of securities (including shares, warrants, convertible securities) of persons (together with PAC) belonging to the category “Public” and holding more than 5% of the total number of shares of the company**

Sr. No.	Name(s) of the shareholder(s) and the Persons Acting in Concert (PAC) with them	Number of shares	Shares as a percentage of total number of shares {i.e., Grand Total (A)+(B)+(C) indicated in Statement at para (I)(a) above}	Details of warrants		Details of convertible securities		Total shares (including underlying shares assuming full conversion of warrants and convertible securities)
				Number of warrants	As a % total number of warrants of the same class	Number of convertible securities held	% w.r.t total number of convertible securities of the same class	
1	Bharat Mafatlal Shah	270900	5.06	0.00	0.00	0.00	0.00	5.06
2	Varun Shah	305300	5.70	0.00	0.00	0.00	0.00	5.70
<b>TOTAL</b>		<b>576200</b>	<b>10.76</b>	<b>0.00</b>	<b>0.00</b>	<b>0.00</b>	<b>0.00</b>	<b>10.76</b>



(I)(d) Statement showing details of locked-in shares :-


Sr. No.	Name of the shareholder	Number of locked-in shares	Locked-in shares as a percentage of total number of shares {i.e., Grand Total (A)+(B)+(C) indicated in Statement at para (I)(a) above}
1	NIL		0.00
2			0.00
3			0.00
4			0.00
5			0.00
6			0.00
<b>TOTAL</b>		<b>0</b>	<b>0.00</b>



(II)(a) Statement showing details of Depository Receipts (DRs)

**NOT APPLIED**

Sr. No.	Type of outstanding DR (ADRs, GDRs, SDRs, etc.)	Number of outstanding DRs	Number of shares underlying outstanding DRs	Shares underlying outstanding DRs as a percentage of total number of shares {i.e., Grand Total (A)+(B)+(C) indicated in Statement at para (I)(a) above}
1				0.00
2	<b>NOT APPLIED</b>			0.00
3				0.00
4				0.00
5				0.00
6				0.00
7				0.00
8				0.00
9				0.00
<b>TOTAL</b>		<b>0</b>	<b>0</b>	<b>0.00</b>



**(II)(b) Statement showing Holding of Depository Receipts (DRs), where underlying shares are in excess of 1% of the total number of shares**

**NOT APPLIED**

Sr. No.	Name of the DR Holder	Type of outstanding DR (ADRs, GDRs, SDRs, etc.)	Number of shares underlying outstanding DRs	Shares underlying outstanding DRs as a percentage of total number of shares {i.e., Grand Total (A)+(B)+(C) indicated in Statement at para (I)(a) above}
1				0.00
2	NOT APPLIED			0.00
3				0.00
4				0.00
5				0.00
6				0.00
7				0.00
8				0.00
				0.00
				0.00
<b>TOTAL</b>			<b>0</b>	<b>0.00</b>

