

I (a) Statement showing Shareholding Pattern

Name of the Company : SHREE AJIT PULP AND PAPER LIMITED

Scrip Code : 538795

Class of Security : Equity Share

AS ON : 31/12/2014

NSDL DATA: 31/12/2014

CDSL DATA: 31/12/2014

Partly Paid-up shares	No. of Partly Paid-up shares	As a % of total no. of partly paid-up shares	As a % of total no. of shares of the Company
Held by promoter / promoter group	0	0.00	0.00
Held by public	0	0.00	0.00
Total	0	0.00	0.00

Outstanding convertible securities	No. of outstanding securities	As a % of total no. of outstanding convertible securities	As a % of total no. of shares of the Company, assuming full conversion of the convertible securities
Held by promoter / promoter group	0	0	0
Held by public	0	0	0
Total	0	0	0

Warrants	No. of warrants	As a % of total no. of warrants	As a % of total no. of shares of the Company, assuming full conversion of warrants
Held by promoter / promoter group	0	0	0
Held by public	0	0	0
Total	0	0	0

Total paid-up capital of the company, assuming full conversion of warrants and convertible securities

5356700



Statement Showing Shareholding Pattern

Name of the Company :


SHREE AJIT PULP AND PAPER LIMITED

Scrip Code :


538795

Quarter Ended : 31-12-2014

Category code (I)	Category of Shareholder (II)	Number of Shareholders (III)	Total number of shares (IV)	Number of shares held in dematerialized form (V)	Total shareholding as a percentage of total number of		Shares Pledge or otherwise encumbered	
					As a percentage of (A+B) ¹ (VI)	As a percentage of (A+B+C) (VII)	Number of Shares (VIII)	As a percentage (IX)=(VIII)/(IV)*100
(A)	Shareholding of Promoter and Promoter Group²							
1	Indian							
(a)	Individuals/ Hindu Undivided Family	11	2904290	2904290	54.22	54.22	673750	23.20
(b)	Central Government/ State Government(s)				0.00	0.00	0	0
(c)	Bodies Corporate				0.00	0.00	0	0
(d)	Financial Institutions/ Banks				0.00	0.00	0	0
(e)	Any Others(Specify)				0.00	0.00	0	0
	Sub Total(A)(1)	11	2904290	2904290	54.22	54.22	673750	23.20
2	Foreign							
(a)	Individuals (Non-Residents Individuals/ Foreign Individuals)				0.00	0.00	0	0
(b)	Bodies Corporate				0.00	0.00	0	0
(c)	Institutions				0.00	0.00	0	0
(d)	Qualified Foreign Investors				0.00	0.00	0	0
(e)	Any Others(Specify)				0.00	0.00	0	0
	Sub Total(A)(2)	0	0	0	0.00	0.00	0	0.00
	Total Shareholding of Promoter and Promoter Group (A)= (A)(1)+(A)(2)	11	2904290	2904290	54.22	54.22	673750	23.20
(B)	Public shareholding							
1	Institutions						NA	NA
(a)	Mutual Funds/ UTI						NA	NA
(b)	Financial Institutions/ Banks				0	0.00		
(c)	Central Government/ State Government(s)				0	0.00		
(d)	Venture Capital Funds				0	0.00		
(e)	Insurance Companies				0	0.00		




(f)	Foreign Institutional Investors				0	0.00		
(g)	Foreign Bank				0	0.00		
(h)	Foreign Venture Capital Investors				0	0.00		
(i)	Any Other (specify)				0	0.00		
	Sub-Total (B)(1)	0	0	0	0	0.00		
B 2	Non-institutions						NA	NA
(a)	Bodies Corporate	28	29177	29177	0.54	0.54		
(b)	Individuals							
I	Individuals -i. Individual shareholders holding nominal share capital up to Rs 1 lakh	1175	757808	352708	14.15	14.15		
II	ii. Individual shareholders holding nominal share capital in excess of Rs. 1 lakh.	21	1639341	1151081	30.60	30.60		
(c)	Qualified Foreign Investors							
(d)	Any Other (specify)							
(d-i)	NRI (Repatriate)	4	7508	4008	0.14	0.14		
(d-ii)	NRI (Non-Repatriate)	0	0	0	0.00	0.00		
(d-iii)	Foreign Companies	0	0	0	0.00	0.00		
(d-iv)	Clearing Member	9	18576	18576	0.35	0.35		
(d-v)	Directors/Relatives	0	0	0	0.00	0.00		
(d-vi)	Trusts	0	0	0	0.00	0.00		
	Sub-Total (B)(2)	1237	2452410	1555550	45.78	45.78		
(B)	Total Public Shareholding (B)= (B)(1)+(B)(2)	1237	2452410	1555550	45.78	45.78	NA	NA
	TOTAL (A)+(B)	1248	5356700	4459840	100	100		
(C)	Shares held by Custodians and against which Depository Receipts have been issued							
(a)	Promoter and Promoter Group	0	0	0				
(b)	Public	0	0	0				
	Sub-total (C)= (C)(a)+(C)(b)	0	0	0	NA	0.00	NA	NA
	GRAND TOTAL (A)+(B)+(C)	1248	5356700	4459840	NA	100	673750	12.58



(D)(b) STATEMENT SHOWING HOLDING OF SECURITIES (INCLUDING SHARES, WARRANTS, CONVERTIBLE SECURITIES) OF PERSONS BELONGING TO THE CATEGORY 'PROMOTER AND PROMOTER GROUP'

No.	Name of the shareholder (II)	Details of Shares held		Encumbered Shares (*)			Details of warrants		Details of convertible securities		Total shares (including underlying shares assuming full conversion of warrants and convertible securities) as a % of diluted share capital (XII)
		No. of Shares held (III)	As a % of Grand Total (A)+(B)+(C) (IV)	Number (V)	As a percentage (VI)=(V)/(II I)*100 (VII)	As a % of Grand Total (A)+(B)+(C) of sub-clause (I) (a) (VII)	Number of warrants held (VIII)	As a % total number of warrants of the same class (IX)	Number of convertible securities held (X)	As a % total number of convertible securities of the same class (XI)	
1	GAUTAM D SHAH	1064750	19.88	673750	63.28	12.58	0	0	0	0	19.88
2	SURESHBHAI C SHAH	454000	8.48	0			0	0	0	0	8.48
3	JAYANTILAL M SHAH	435000	8.12	0			0	0	0	0	8.12
4	BELA G SHAH	385540	7.20	0			0	0	0	0	7.20
5	PIYUSH R SHAH	190000	3.55	0			0	0	0	0	3.55
6	SUNITA S SHAH	184200	3.44	0			0	0	0	0	3.44
7	BELA PIYUSH SHAH	173500	3.24	0			0	0	0	0	3.24
8	JAYWANTIBEN J SHAH	17300	0.32	0			0	0	0	0	0.32
	TOTAL	2904290	54.22	673750	23.20	12.58	0.00	0.00	0.00	0.00	54.22

(*) the term "encumbrance" has the same meaning as assigned to it in regulation 28(3) of the SAST Regulations, 2011



(I)(c) (i) Statement showing holding of securities (including shares, warrants, convertible securities) of persons belonging to the category 'Public' and holding more than 1% of the total number of shares

Sr. No.	Name of the shareholder	Number of shares	Shares as a percentage of total number of shares {i.e., Grand Total (A)+(B)+(C) indicated in Statement at para (I)(a) above}	Details of warrants		Details of convertible securities		Total shares (including underlying shares assuming full conversion of warrants and convertible securities) as a % of diluted share capital
				Number of warrants held	As a % total number of warrants of the same class	Number of convertible securities held	% w.r.t total number of convertible securities of the same class	
1	VARUN SHAH	305300	5.70	0	0	0	0	5.70
2	BHARAT MAFATLAL SHAH	270900	5.06	0	0	0	0	5.06
3	MAHESH H SHAH	231475	4.32	0	0	0	0	4.32
4	SWETALBEN MAYUR SHAH	142965	2.67	0	0	0	0	2.67
5	VARUN SHAH	122400	2.28	0	0	0	0	2.28
6	DEVASHRI SHAH	121400	2.27	0	0	0	0	2.27
7	CHANDRA C SHAH	112100	2.09	0	0	0	0	2.09
8	DIPIKA RAJENDRAKUMAR SHAH	100860	1.88	0	0	0	0	1.88
TOTAL		1407400	26.27	0.00	0.00	0.00	0.00	26.27


(I)(c)(ii) Statement showing holding of securities (including shares, warrants, convertible securities) of persons (together with PAC) belonging to the category "Public" and holding more than 5% of the total number of shares of the company

Sr. No.	Name(s) of the shareholder(s) and the Persons Acting in Concert (PAC) with them	Number of shares	Shares as a percentage of total number of shares {i.e., Grand Total (A)+(B)+(C) indicated in Statement at para (I)(a) above}	Details of warrants		Details of convertible securities		Total shares (including underlying shares assuming full conversion of warrants and convertible securities)
				Number of warrants	As a % total number of warrants of the same class	Number of convertible securities held	% w.r.t total number of convertible securities of the same class	
1	Varun Shah	305300	5.70	0.00	0.00	0.00	0.00	5.70
2	Bharat Mafatlal Shah	270900	5.06	0.00	0.00	0.00	0.00	5.06
TOTAL		576200	10.76	0.00	0.00	0.00	0.00	10.76



(I)(d) Statement showing details of locked-in shares :-


Sr. No.	Name of the shareholder	Number of locked-in shares	Locked-in shares as a percentage of total number of shares {i.e., Grand Total (A)+(B)+(C) indicated in Statement at para (I)(a) above}
1	NIL		0.00
2			0.00
3			0.00
4			0.00
5			0.00
6			0.00
TOTAL		0	0.00



(II)(a) Statement showing details of Depository Receipts (DRs)

NOT APPLIED

Sr. No.	Type of outstanding DR (ADRs, GDRs, SDRs, etc.)	Number of outstanding DRs	Number of shares underlying outstanding DRs	Shares underlying outstanding DRs as a percentage of total number of shares {i.e., Grand Total (A)+(B)+(C) indicated in Statement at para (I)(a) above}
1				0.00
2	NOT APPLIED			0.00
3				0.00
4				0.00
5				0.00
6				0.00
7				0.00
8				0.00
9				0.00
TOTAL		0	0	0.00



(II)(b) Statement showing Holding of Depository Receipts (DRs), where underlying shares held by 'promotor/promotor group' are in excess of 1% of the total number of shares

NOT APPLIED

Sr. No.	Name of the DR Holder	Type of outstanding DR (ADRs, GDRs, SDRs, etc.)	Number of shares underlying outstanding DRs	Shares underlying outstanding DRs as a percentage of total number of shares {i.e., Grand Total (A)+(B)+(C) indicated in Statement at para (I)(a) above}
1				0.00
2	NOT APPLIED			0.00
3				0.00
4				0.00
5				0.00
6				0.00
7				0.00
8				0.00
9				0.00
				0.00
				0.00
TOTAL			0	0.00

